

I 9, 3 Casa del Puer Successus

Sample no. 1


Room 10, south wall.

Location H. 2.30, 0.10 from the east corner.

Decoration -

Layer First layer. Covered by PS 2.

Photo Film 5/23, 24.



Plaster Black and white, lots of crystals

Binder Beige lime, unclean, with large beige and some yellow lumps.

Filler *Compact*: mainly rounded black, brown and warm grey grains ca. 0.5-0.8 mm. Some very large black.

Porous: few very volcanic red (“dust”). Very few yellow less than 0.5 mm.

Crystalline: “broken black”, uncoloured, grey and yellowish. Very few olive green.

Stucco -

Lime

Filler

Plaster type **PS 1 (group A)**

Notes

Very hard plaster. A few large grains, more than 3 mm. Lumps of lime.

Jan. 04: OK. Much filler, little lime. Mainly small grains. May 2005: OK

Sample analysed at CNR-ICVBC.

Placed in the same group are: PS1, PS11, A1, A3, A52b, F1, C1: group 1.1.

Correlation: PS1, PS11, A1, A3, A52b, F1, C1: group A.

Room 10: *Earliest phase*: PS 1 (group A). South wall: covered by PS 2.


Second phase: PS 2 (group B). South wall: decorated plaster blocked behind east and west walls. Covered by plaster type PS 3.

Third phase: PS 4 (group C). East wall: remains of yellow/red decoration, continuing behind a later construction. Layer with pick-marks, covered by plaster type PS 3.

Last phase: PS 3 (group E). Decoration on all walls, continuing into room 11. White plaster layer with pick-marks.

I 9, 3 Casa del Puer Successus

Sample no. 2
Room 10, south wall.
Location H. 2.45 at the SE corner.
H. 0.99 at the SE corner.
Decoration Smooth stucco layer.
Layer Second layer, blocked behind
the east wall. Covering PS 1.
Covered by PS 3.
Photo Film 4/18; Film 5/23, 24.



Plaster Black and white, large grains
Binder White-beige lime.
Filler *Compact*: rounded grains, mainly large black. Pale and warm grey ca. 1-2 mm.
Porous: very small volcanic red and orange-red and yellow.
Crystalline: “broken black”, uncoloured and yellow. Black with red dots.
Stucco -
Lime
Filler

Plaster type **PS 2** (group B)

Notes

Very frail plaster. A few grains are larger than 3 mm. Not many crystals. 1 green crystal, 1 pale yellow grain. Rather good proportions small/large and lime/sand. *Jan. 04*: OK.
Much lime, small airbags.

Sample analysed at CNR-ICVBC

Placed in the same group are: PS2: 1.7.
Correlation: PS2: group B.

ICVBC groups 1.5, 1.6, and 1.7 are parts of the larger group B.

I 9,3 Casa del Puer Successus

Sample no. 3

Room 10, south wall.

Location H. 1.44, 0.25 from the SE corner.
H. 1.40, 0.25 from the SE corner.

Decoration

Layer Third layer. There are 2-3 applications of this plaster.
Layer without decoration, with pick-marks. Covering PS 2.

This layer covers large part of the wall.

Photo Film 4/18.



Plaster Many colours, lots of yellow

Binder Pale beige lime, a bit too much, with airbags and yellow lumps of lime.

Filler *Compact*: mainly small black, warm grey and brown grains 1-2 mm, between a few larger.

Porous: volcanic red, red-orange and yellow-orange. Some red "dust".

Crystalline: "broken black", uncoloured, grey, yellow, ca. 0.5 mm.

Stucco -

Lime

Filler

Plaster type **PS 3** (group E)

Notes

Solid plaster. Filler with warm colours. Large and small particles of irregular shape.

Many yellow and orange, some red with black dots and black with red dots. Black with orange dots. 1 green crystal. *Jan. 04*: OK.

I 9,3 Casa del Puer Successus

Sample no. 4
Room 10, east wall.
Location H. 1.65, 1.01 from the SE corner.
Decoration Decoration in red and yellow.
Layer Layer with pick-marks. Covered by PS 5.
Photo Film 4/15, 16.



Plaster Black and warm colours, small grains
Binder Beige lime with inclusion of extremely small particles.
Filler *Compact:* grey, dark grey and beige grains 0.5-1.5 mm.
Porous: volcanic red c. 0.5 mm.
Crystalline: "broken black", uncoloured, grey, yellowish, olive green.
Stucco ca. 2 mm.
Lime Yellowish lime
Filler Transparent uncoloured and yellowish small crystals.

Plaster type **PS 4** (group C)

Notes

Hard plaster. Extremely small particles between small grains. Particles of many colours. Red and yellow decoration. *Jan. 04:* OK. Black grains with red dots. Many crystals. Much filler, little lime with some lumps.

Sample analysed at CNR-ICVBC.

Placed in the same group are:

BI5, BI2, BI4, PS4, PS14, C2, C13: group 2.

Correlation:

BI2, BI4, BI5, PS4, PS14, C2, C13: group C.

I 9,3 Casa del Puer Successus

Sample no. 5

Room 10, east wall.


Location H. 1.35, 1.20 from the SE corner.

Decoration -

Layer Second layer, covering PS 4. Layer without decoration, with pick-marks.

Covers large part of the wall.

Photo Film 4/15, 16.



Plaster Many colours, lots of yellow

Binder Slimy lime, much lime.

Filler *Compact*: large and small grey, beige, black and bright yellow grains

Porous: volcanic red, bright yellow.

Crystalline: transparent uncoloured.

Stucco -

Lime

Filler

Plaster type PS 3

Notes

Hard plaster. Few large beige grains. This plaster was found above and underneath next layer, PS 6. *Jan. 04*: OK. Similar to PS 4 in colour. Difference: this sample has many large grains and much lime. *Febr. 05*: Samples 3, 5 and 6 are the same = three layers of plaster type PS 3. The top layer is decorated.

I 9,3 Casa del Puer Successus

Sample no. 6


Room 10, east wall.

Location H. 1.49, 1.20 from the NE corner.

Decoration 3rd style decoration.

Layer Third layer with black decoration. Covering PS 5. This layer was applied only on the lower part of east and south walls, and over the NE corner.

Photo Film 4/16.



Plaster Many colours, lots of yellow

Binder Clean lime, a bit too much, airbags.

Filler *Compact*: large and small black, brown, beige and grey grains 1-2 mm, a few larger or smaller.

Porous: volcanic red, yellow and bright yellow c. 0.5 mm.

Crystalline: few transparent uncoloured, small c 0.5 mm.

Stucco -

Lime

Filler

Plaster type PS 3

Notes

Hard plaster. Large and small round grains. Few red and many yellow particles. Similar to PS3 but more lime, no green crystals. *Jan. 04*: OK. PS3 and PS6 are variations of the same type. Difference: PS6 has more lime, resulting in some airbags. None of the samples have green crystals.

Sample analysed at CNR-ICVBC

Placed in the same group are:

BI12, BI7, BI18, PS6, C19, F21b, F6, F4, A6, A13, A16: group 3.1.

Correlation:

BI7, BI12, PS6, C19, F4, F6, F21, A6, A13, A16: group E.

BI18: group D.

I 9,3 Casa del Puer Successus

Sample no. 7
Room 12, east wall.
Location H. 1.17, 0.96 from the NE corner.
Decoration -
Layer Layer, seam, in the blocked door.
Covered by PS 8.
Photo Film 4/20.



Plaster Black and white, lots of crystals
Binder
Filler *Compact:*
Porous:
Crystalline:
Stucco -
Lime
Filler

Plaster type PS 1


Notes

Black and white. Rounded grains, some very large. A few olive green crystals.
Jan. 04: OK. Little lime. The same as PS 1.

Room 12: *Earliest phase:* Plaster type PS 1 (group A). E wall: plaster blocked behind later construction. Covered by plaster type PS 3.
Last phase: Plaster type PS 3 (group E). White plaster on areas on south wall, over SW corner, west and north walls, and continuing into room 11.

I 9,3 Casa del Puer Successus

Sample no. 8
Room 12, east wall.
Location H. 1.40, 1.25 from the NE corner.
Decoration -
Layer Second layer, partially covering the middle of the wall. Covering PS 7.
Photo Film 4/20.



Plaster Many colours, lots of yellow

Binder

Filler

Compact:

Porous:

Crystalline:

Stucco -

Lime

Filler

Plaster type PS 3

Notes

Frail plaster. The same as sample 21. *Jan. 04*: OK. Same as PS 3.

I.9.3. Casa del Puer Successus

Sample no. 9


Room 8/9, south wall.

Location H. 0.79, 0.07 from the entrance to room 11 (red layer).
H. 1.13, 0.04 from the entrance to room 11 (ochre layer).

Decoration 3rd style decoration. Yellow and red, black socle.

Layer Upper layer.

Photo Film 4/13; Film 5/25



Plaster Many colours, lots of yellow

Binder

Filler *Compact*: large black, yellow and brown grains.

Porous: volcanic red, yellow.

Crystalline: transparent uncoloured

Stucco ca. 3 mm.

Lime White lime. Much lime.

Filler Transparent uncoloured and yellowish crystals 1-3 mm. Large beige.

Plaster type PS 3

Notes

Solid plaster. Many colours, a lot of yellow particles. Behind this layer is a brown preparation layer. *Jan. 04*: OK. Same as PS 6.

Room 8/9: Room 8/9, garden room.

First phase: Plaster type PS 2 (group B). West wall: layer blocked behind north wall.

Last phase: Plaster type PS 3 (group E). South and west walls: remains of 3rd style decoration, red and ochre, black socle with floral motifs. Remains of decoration also on north wall and on the column outside room 5.

I 9,3 Casa del Puer Successus

Sample no. 10
Room 5, south wall.
Location H. 1.53, at the window (left side).
Decoration 4th style decoration.
Layer Layer with decoration, covering all walls.
Photo Film 4/22.



Plaster Sandy plaster, lumps of lime
Binder Dirty lime with lumps of white lime.
Filler *Compact*: mainly small, black, warm grey, brown 0.5-1.5 mm.
Porous: volcanic red “dust” less than 0.5 mm.
Crystalline: “broken black”, yellow, green, less than 0.5 mm.
Stucco ca. 4 mm.
Lime
Filler Large and small crystals, uncoloured, beige and orange.

Plaster type **PS 10** (group H)

Notes

Hard plaster. Lots of very small grains, black and white, between black and beige large grains. Many crystals. Some lumps of lime. Black with red dots. Dirty plaster. Good proportion between lime/filler. Post earthquake? *Jan. 04*: -

Sample analysed at CNR-ICVBC.

Placed in the same group are: BI9, BI9N, PS15, PS10, A8, A31, A52d: group reused plasters.

Correlation: BI9, PS10, PS15, A8, A31, A52d: group H.

Sample BI9N was an additional sample for crosschecking at the ICVBC.

Room 5: *First phase*: Plaster type PS 1 (group A). North wall: seam in a blocked opening. Covered by plaster type PS 10.
Last phase: Plaster type PS 10 (group H). 4th style decoration, yellow ochre walls and red socle with floral motifs, covering all walls.

I 9,3 Casa del Puer Successus

Sample no. 11

Room 5, north wall.
Location In the blocked opening.
Decoration White stucco.
Layer Layer with decoration.
Photo Film 5/26, 28.



Plaster Black and white, lots of crystals
Binder Clean lime.
Filler *Compact*: mainly round, grey, beige c. 1-1.5 mm.
Porous: volcanic red and orange, less than 1 mm, few bright yellow lumps.
Crystalline: broken black, uncoloured, and a few small green.
Stucco ca 5 mm.
Lime White lime.
Filler Uncoloured and yellow crystals 0.5-2 mm.

Plaster type PS 1

Notes

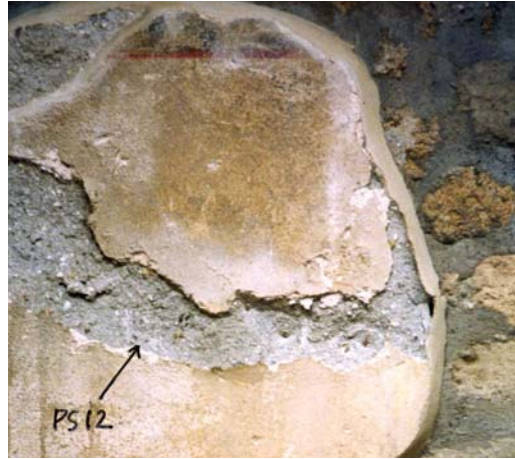
Plaster with much filler, little lime. Good proportion large/small particles. Some very large.

Sample analysed at CNR-ICVBC.

Placed in the same group are: PS1, PS11, A1, A3, A52b, F1, C1: group 1.1.
Correlation with Freccero: PS1, PS11, A1, A3, A52b, F1, C1: group A.

I 9,3 Casa del Puer Successus

Sample no. 12
Room 6, south wall.
Location H. 1.31, 0.40 from the SW corner.
Decoration White and black, divided by a horizontal red line.
Layer Upper layer.
Photo Film 4/21, Film 5/27.



Plaster Sandy plaster, lumps of lime
Binder Clean lime.
Filler *Compact:* black and pale grey, pale yellow.
Porous: volcanic red.
Crystalline: transparent uncoloured, yellowish, green.
Stucco ca. 3 mm.
Lime
Filler

Plaster type PS 10

Notes

Very frail plaster, “dusty”. Lots of red and yellow, grains and transparent uncoloured and green crystals. Similar to PS 10, more red. Very small particles. *Jan. 04:* OK, PS10.

Room 6: *Last phase:* Plaster type PS 10 (group H). Decoration on areas of all walls, applied over all corners and continuing in the entrance to room 2 (white walls, black socle).

I 9,3 Casa del Puer Successus

Sample no. 13

Room 2, west wall, NW corner.

Location H. 1.31, at the entrance to room 1.

Decoration -

Layer First layer. Covered by PS 14.

Photo Film 4/27.



Plaster Black and white, lots of crystals

Binder

Filler *Compact:*
Porous:
Crystalline:

Stucco -

Lime

Filler

Plaster type PS 1

Notes

Small grains, black and white. No green crystals.

Jan. 04: OK. Filler with small rounded grains, black and white, some large. Little lime.

No green crystals. *Feb. 05:* olive green.


Room 2: *Earliest phase:* Plaster type PS 1 (group A). West wall: in the NW corner at the entrance to room 1. Covered by plaster type PS 4. East wall: blocked behind south wall. Covered by plaster type PS 4.

Second phase: Plaster type PS 4 (group C). East wall: layer with white decoration blocked behind south wall.

Last phase: Plaster type PS 10 (group H). West wall: three layers of this plaster at the NW corner. In the SE corner, this decoration phase covers plaster type PS4.

I 9,3 Casa del Puer Successus

Sample no. 14
Room 2, west wall.
Location H. 1.38, at the NW corner.
H. 1.68, 0.02 from the NW corner.
Decoration Layer with stucco.
Layer Two layers with stucco layer.
Covering PS 13.
Photo Film 4/27.



Plaster Black and white, lots of crystals
Binder
Filler *Compact:*
Porous:
Crystalline:
Stucco -
Lime
Filler

Plaster type PS 4

Notes

Frail plaster. Pale grey grains.

Jan. 04: OK. *Febr. 04:* New sample. PS 4.

Sample analysed at CNR-ICVBC.

Placed in the same group are:

BI5, BI2, BI4, PS4, PS14, C2, C13: group 2.

Correlation:

BI2, BI4, BI5, PS4, PS14, C2, C13: group C.

I 9,3 Casa del Puer Successus

Sample no. 15

Room 2, west wall.

Location H. 1.70 at the NW corner.

Decoration Stucco top layer.

Layer Third layer. Covers PS 14.

Photo Film 4/27.



Plaster Sandy plaster, lumps of lime

Binder Dirty lime.

Filler *Compact:*

Porous:

Crystalline:

Stucco ca. 3 mm.

Lime

Filler

Plaster type PS 10

Notes

Large and small particles. Unclean lime. The same as no. 17.

Jan. 04: OK.

Sample analysed at CNR-ICVBC.

Placed in the same group are:

BI9, BI9N, PS15, PS10, A8, A31, A52d: group reused plasters.


Correlation:

BI9, PS10, PS15, A8, A31, A52d: group H.

Sample BI9N was an additional sample for crosschecking at the ICVBC.

I 9,3 Casa del Puer Successus

Sample no. 16
Room 2, east wall.
Location H. 1.15 at the SE corner.
Decoration Stucco top layer.
Layer Layer blocked behind the south wall. Covered by PS 17.
Photo Film 4/24.



Plaster Black and white, lots of crystals, and warm colours, small grains

Binder

Filler

Compact: black and grey, few yellow, few pale grey.

Porous: few volcanic red.

Crystalline: transparent uncoloured, grey.

Stucco

ca. 7 mm.

Lime

yellowish lime.

Filler

large and small crystals.

Plaster type PS 1 and PS 4

Notes

Black and grey. Few yellow particles. Some pale grey grains.

Jan. 04: OK. The same as PS 1. *April 05:* Two layers: PS 1 below, PS 4 above.

I 9,3 Casa del Puer Successus

Sample no. 17

Room 2, south wall.


Location H. 1.80 at the SE corner.

Decoration Smoothed layer, probably decorated.

Last phase.

Layer Second layer, continuing over the SE corner to the east wall. Covering PS 16.

Photo Film 4/24.



Plaster Sandy plaster, lumps of lime

Binder

Filler

Compact:

Porous:

Crystalline:

Stucco ca. 2 mm.

Lime

Filler

Plaster type PS 10

Notes

Very small grains between large. Black and white. Dirty plaster. Applied over two walls.

Jan. 04: OK

I 9,3 Casa del Puer Successus

Sample no. 18
Room 1, west wall.
Location H. 1.36, 1.62 from the entrance
to room 2.
Decoration Small fragment
Layer Layer with decoration.
Photo Film 4/28



Plaster Sandy plaster, lumps of lime
Binder
Filler *Compact:*
Porous:
Crystalline:
Stucco ca. 3 mm.
Lime
Filler

Plaster type PS 10

Notes
Dirty plaster
Jan. 04: OK

Room 1: *Last phase:* Plaster type PS 10 (group H). East wall: small remains of decoration, white walls and yellow ochre socle.

I 9,3 Casa del Puer Successus

Sample no. 19
Room 10, south wall.
Location H. 1.37, at the SW corner.
Decoration Stucco layer.
Layer Layer with red decoration,
blocked behind west wall.
Photo Film 7/1.



Plaster Black and white, large grains
Binder
Filler *Compact:*
Porous:
Crystalline:
Stucco ca. 5 mm.
Lime
Filler

Plaster type PS 2

Notes

Some very large grains. The same as PS 2, with “red stucco”, *cocciopesto* not pigment. This kind of red surface often appears at the socle zone, on garden walls, in service rooms – i.e. damp areas. *Jan. 04*: OK.

Sample analysed at CNR-ICVBC.

Placed in the same group are: PS19: group 1.6.

Correlation: PS19: group B.

ICVBC groups 1.5, 1.6, and 1.7 are parts of the larger group B.

I 9,3 Casa del Puer Successus

Sample no. 20


Room 10, east wall.

Location H. 1.20, 0.25 from the SE corner.

Decoration

Layer First layer (red). Covered by PS 21.

Photo Film 7/3.



Plaster *cocciopesto*

Binder

Filler *Compact:*

Porous:

Crystalline:

Stucco -

Lime

Filler

Plaster type

Notes

The same composition (lime/red particles) as the red layer on sample PS 19, but larger grains. *Jan. 04:* Just *cocciopesto*.

I 9,3 Casa del Puer Successus

Sample no. 21
Room 10, east wall.
Location H. 1.30, 0.25 from the SE corner.
Decoration -
Layer Second layer, with pick-marks.
Covering PS 20 and covered by
PS 22.
Photo Film 7/3.



Plaster Many colours, lots of yellow
Binder
Filler *Compact:*
Porous:
Crystalline:
Stucco -
Lime
Filler

Plaster type PS 3

Notes

Beautiful! White lime, many colours. The same as sample 8. Rough layer, preparation for the decoration (sample 22).

Jan. 04: OK. Same as PS 8.

I 9,3 Casa del Puer Successus

Sample no. 22
Room 10, west wall.
Location H. 1.10, 0.46 from the SW corner.
Decoration Black socle, white wall.
Layer Upper layer.
Photo Film 7/2.



Plaster Many colours, lots of yellow
Binder
Filler *Compact:*
Porous:
Crystalline:
Stucco -
Lime
Filler

Plaster type PS 3

Notes

Jan. 04: OK. Same as PS 6.

I 9,3 Casa del Puer Successus

Sample no. 23
Room 8, NW corner.
Location H. 0.65.
Decoration Smooth surface, indicating decoration.
Layer Layer on the west wall continuing behind the north wall.
Photo Film 14; 10.



Plaster Black and white, large grains
Binder
Filler *Compact:*
Porous:
Crystalline:
Stucco -
Lime
Filler

Plaster type PS 2


Notes

Much lime, yellowish. Fine grained, black grey, yellow and few bright yellow, all of same size. Few larger. Uncoloured and black crystals.

Room 8/9: *First phase:* Plaster type PS 2 (group B). West wall: layer blocked behind north wall.
Last phase: Plaster type PS 3 (group E). North wall, NE side: layer with decoration. Same phase on the column.

I 9,3 Casa del Puer Successus

Sample no. 24
Room 8, north wall, towards the NE corner.
Location H.
Decoration
Layer Layer with smooth surface.
Covered by 25.
Photo Film 4; 14.




Plaster Many colours, lots of yellow
Binder
Filler *Compact:*
Porous:
Crystalline:
Stucco -
Lime
Filler

Plaster type PS 3

Notes

I 9,3 Casa del Puer Successus

Sample no. 25
Room 8, north wall towards the NE corner.
Location H.
Decoration Decorated layer.
Layer Second layer.
Covering 24.
Photo Film 4; 14.



Plaster Many colours, lots of yellow

Binder

Filler *Compact:*

Porous:

Crystalline:

Stucco -

Lime

Filler

Plaster type PS 3

Notes

Two layers of the same plaster.

I 9,3 Casa del Puer Successus

Sample no. 26
Room 8, column.
Location H.
Decoration
Layer
Photo Film 14; 9



Plaster Many colours, lots of yellow
Binder
Filler *Compact:*
Porous:
Crystalline:
Stucco -
Lime
Filler

Plaster type PS 3

Notes