

EUMACHIA BUILDING

Sample no. 1

Location Porters lodge (space 223).
East wall.

Decoration 3rd style decoration.

Layer Layer with decoration.

Photo Film 19, photo 8.



Plaster Many colours, lots of yellow

Binder Much lime.

Filler *Compact*: small grains between medium sized. A few large. Mainly black, red-brown, beige, some pale yellow.

Porous: many red and orange.

Crystals: lots of crystals, black, uncoloured, grey, yellow.

Stucco

Lime Clean lime.

Filler Uncoloured and greyish, a few very small yellow.

Plaster type **E 1** (group E)

Notes

Three layers in continuity. Top layer: stucco. Upper layer: extremely fine grains. Lower layer: small grains between medium sized, few very large beige, pale grey, black. Many yellow.

This is the only type of plaster in the Porter's Lodge.

EUMACHIA BUILDING

Sample no. 2

Location Porters lodge (space 223).
East wall.

Decoration 3rd style decoration.

Layer Layer with decoration.

Photo Film 19, photo 10.



Plaster Many colours, lots of yellow

Binder

Filler *Compact:* small grains between large. Many red-brown.

Porous:

Crystals: lots of black, uncoloured, some grey, and yellow.

Stucco

Lime

Filler

Plaster type E 1

Notes

Same as no. 1.

EUMACHIA BUILDING

Sample no. 3

Location Porters lodge (space 223).
North wall.

Decoration 3rd style decoration.

Layer Layer with decoration
(cinnabar?).

Photo Film 19, photo 9.



Plaster Many colours, lots of yellow

Binder

Filler *Compact:* mainly black, many red-brown.

Porous:

Crystals: many black, uncoloured. Some grey, and yellow.

Stucco

Lime White lime.

Filler Small particles.

Plaster type E 1

Notes

Dirty sample. Same as no 1. Larger grains below and smaller at the top.

EUMACHIA BUILDING

Sample no. 4


Location Corridor (space 222).

East wall.

Decoration Layer with incisions.

Layer Upper layer.

Photo Film 19, photo 16.



Plaster Many colours, lots of yellow

Binder

Filler *Compact:* many red-brown.

Porous:

Crystals:

Stucco Thin layer.

Lime White lime.

Filler Small and a few large particles.

Plaster type E 1

Notes

The upper layer has extremely small grains.

An additional sample, No. 4 extra, was taken from one of the were many fallen pieces of wall decoration. These fragments have all layers - a large-grained plaster type E 1, followed by a very fine-grained plaster, and on top is the stucco.

Sample analysed at CNR-ICVBC.

Placed in the same group are: TJ10, E4: group 3.2.

Correlation: TJ10, E4,TA12, TV2: group E.

ICVBC groups 3.1, 3.2, 3.3, are parts of the larger group E.

EUMACHIA BUILDING

Sample no. 5

Location Corridor (space 222).
West wall.

Decoration Layer with graffiti.

Layer Upper layer, with decoration.

Photo Film 19, photo 15.



Plaster Sandy plaster

Binder

Filler *Compact*: very fine grains between larger (crushed?), mainly black, some beige, grey.

Porous: many bright and pale yellow, orange.

Crystals: black, uncoloured, olive.

Stucco

Lime

Filler

Plaster type repair?

Notes

There are graffiti on the east and west walls. The plasters do not look the same. The east wall plaster is clean and of the same kind as in the Porter's Lodge. The plaster on (this part of) the west wall is sandy, and seems to be re-used.

EUMACHIA BUILDING

Sample no. 6

Location Exterior wall at Via dell' Abbondanza. Close to the entrance to porters lodge.

Decoration 3rd style.

Layer Upper layer with stucco, black decoration.

Photo Film 19, photo 17.



Plaster Many-coloured with small grains

Binder

Filler *Compact:* mainly black, red-brown.

Porous: many red, orange.

Crystals: many yellow, green.

Stucco Thin layer.

Lime Cream coloured.

Filler Large crystals, uncoloured, yellow, 1 olivegreen.

Plaster type **E 6** (group F)

Notes

Very similar to no. 1, but with much more red colours. Dirty upper side.

An additional sample, no. 6 extra (separate box) was taken from the pavement. The piece has 2 layers. One side is clean, the other is sandy.

Sample analysed at CNR-ICVBC.

Placed in the same group are: E6: group 3.4.

Correlation: E6, group F.

EUMACHIA BUILDING

Sample no. 7

Location Crypta (space 221).
South wall. Close to the
SW corner.

Decoration Socle.

Layer First layer, preparation for
no. 8.

Photo Film 19, photo 5, 13.



Plaster Many colours, lots of yellow

Binder

Filler *Compact:* large grains, grey, black, yellow.

Porous:

Crystals: many yellow, green.

Stucco

Lime

Filler

Plaster type E 1

Notes

EUMACHIA BUILDING


Sample no. 8

Location Crypta (space 221). South wall.
Close to the SW corner.

Decoration

Layer Second layer. Covering no. 7.

Photo Film 19, photos 5, 13.



Plaster Many-coloured with small grains

Binder Much lime.

Filler *Compact*: small grains between large, mainly black, some red-brown.

Porous: many red, bright yellow, orange.

Crystals: lots of crystals.

Stucco

Lime Cream colour.

Filler Small and a few large particles, uncoloured, yellowish.

Plaster type E 6

Notes

Same as no. 6.

EUMACHIA BUILDING


Sample no. 9

Location Crypta (space 221).
South wall.
Close to the SW corner.

Decoration 3rd style.

Layer Third layer. Covering no. 8.

Photo Film 19, photos 5, 13.



Plaster Many-coloured with small grains

Binder

Filler *Compact*: very small grains, few large.

Porous: lots of yellow, red, orange.

Crystals: lots of crystals.

Stucco

Lime

Filler

Plaster type E 6

Notes

Same as no. 8.

EUMACHIA BUILDING


Sample no. 10

Location Crypta (space 221). South wall.
Close to the SW corner.

Decoration

Layer Upper layer with decoration
(black socle with yellow stripes).

Photo



Plaster Sandy plaster

Binder Lots of lime, lumps of lime.

Filler *Compact:*

Porous:

Crystals:

Stucco

Lime

Filler

Plaster type **E 10** (group H)

Notes

Dirty. Mainly lime. Repair? The filler is very similar to no 1 and this may be reused plaster.

Sample analysed at CNR-ICVBC.

EUMACHIA BUILDING

Sample no. 11

Location Space 221, west end of the crypt.
Close to SW corner.

Decoration

Layer Layer covered by no.12.

Photo Film 24, photos 20-24.



Plaster Many colours, lots of yellow

Binder

Filler

Compact:

Porous:

Crystals:

Stucco

Lime

Filler

Plaster type E 1

Notes

EUMACHIA BUILDING


Sample no. 12

Location Space 221, west end of the crypt.
Close to SW corner.

Decoration Last decoration.

Layer Upper layer with decoration.

Photo Film 24, photos 20-24.



Plaster Many colours, lots of yellow

Binder

Filler

Compact:

Porous:

Crystals:

Stucco

Lime

Filler

Plaster type E 1

Notes