

I 9,13 Casa di Cerere

Sample no. 1

Room 6, West wall, north side of the entrance.


Location H. 1.08, at the NE edge.

Decoration Green paint layer.

Layer First layer with decoration.

Covered by C 2.

Photo Film 8/25.



Plaster Black and white, lots of crystals

Binder Clean lime, slightly yellowish with some small white lumps.

Filler *Compact*: small grains, rounded, black, brown, pale grey, some pale yellow, less than 0.5 mm. A few large grey and black grains, 1-2 mm.
Porous: small volcanic red.

Crystalline: lots of well shaped broken black, less than 0.5 mm, very few irregular, larger. Small uncoloured, grey, yellow, orange, and olive green.

Stucco c. 3 mm

Lime Yellowish lime

Filler Large and small uncoloured and yellowish crystals.

Plaster type **C 1 (group A)**

Notes

Very frail. Very small particles between some large.

Febr. 04. Many small black grains. Broken black and uncoloured crystals, a few olive green. A few volcanic red. *May 05*: C1 has even smaller grains and more crystals than PS1, F1 and A1 in the same group. Most similar to TA1 and TV3.

Sample analysed at CNR-ICVBC.

Placed in the same group are: PS1, PS11, A1, A3, A52b, F1, C1: group 1.1.

Correlation: PS1, PS11, A1, A3, A52b, F1, C1: group A.

Groups 1.1 and 1.2 are comprised in the larger group A.

Room 6: *Earliest phase*: plaster type C1 (group A). West wall: north side of the entrance. Layer with decoration. Covered by plaster type C 2.

Last phase: plaster type C 2 (group C). West wall, most of the north wall, SW corner and both sides of the entrance: 2nd style decoration.

I 9,13 Casa di Cerere

Sample no. 2

Room 6, west wall, north side of the entrance.

Location H. 1.10 at the NE edge.

Decoration **2nd style.** (AWH: 2nd). Decoration on most of north wall, over SW corner, on to west wall and on both sides of the door. Nothing on the south wall.

Layer Layer with decoration. Covering C 1.

Photo Film 2/21, film 3/11.



Plaster Black and warm colours, small grains

Binder Unclean beige lime with airbags, porous, with beige and white lumps of lime.

Filler *Compact:* Round and irregular black, beige and brown, 0.5-1mm. Some small pale yellow.

Porous: few red.

Crystalline: many crystals; broken black, 0.5 mm, a few larger. Some uncoloured, grey, olive green and yellow.

Stucco c. 5 mm

Lime Cream coloured lime

Filler Large and small uncoloured, yellowish and yellow crystals.

Plaster type **C 2** (group C)

Notes

Small particles between large, mainly black.

Febr. 04. Beige, unclean lime. Small particles. This filler has many brown, grey and beige grains. *May 05:* Same group as BI 2, PS 4.

Sample analysed at CNR-ICVBC.

Placed in the same group are:

BI5, BI2, BI4, PS4, PS14, C2, C13: group 2.

Correlation:

BI2, BI4, BI5, PS4, PS14, C2, C13: group C.

I 9,13 Casa di Cerere

Sample no. 3

Room 3, east wall.

Location H. 1.77, 1.10 from the
NE corner.

Decoration 2nd style. (AWH: 2nd.
DV: 2nd, phase 1).

Layer Layer with decoration.

Photo Film 8/24.



Plaster Black and warm colours, small grains

Binder Clean lime, porous, a bit too much, a few lumps of white lime.

Filler *Compact*: black, brown, a few beige.

Porous: volcanic red.

Crystalline: broken black, uncoloured, few olive green and grey.

Stucco c. 10 mm

Lime White lime

Filler Large uncoloured and yellowish crystals.

Plaster type C 2

Notes

Large and small particles, mainly black. Similar to C 1, with larger grains.

Febr. 04: "Black and white" plaster. Lots of crystals. Good proportion between large and small grains. C 2 with clean lime.

Room 3: *Last phase*: plaster type C2 (group C). East, south and north walls, over SE corner and on both sides of opening to room 2: 2nd style decoration.

I 9,13 Casa di Cerere

Sample no. 4


Room 4, north wall, at the entrance.

Location H. 1.77, 0.21 from the north edge.

Decoration 2nd style decoration.
(AWH: 2nd. DV: 2nd, phase 1).

Layer Layer with decoration.

Photo Film 12/13, 14.



Plaster Black and warm colours, small grains

Binder Unclean lime.

Filler *Compact:*

Porous:

Crystalline:

Stucco c. 5 mm

Lime

Filler

Plaster type C 2

Notes

A few large green crystals, more than 2 mm. The same as C 2.

On north wall, covering a plaster layer type C 1.

Febr. 04: The same as C 2. Porous lime, no green.

Room 4: *Earliest phase:* plaster type C 1 (group A). North wall: Covered by plaster type C 2

Last phase: plaster type C 2 (group C). Decoration on all walls (two motifs), 2nd style decoration.

I 9,13 Casa di Cerere

Sample no. 5

Room Room 4, north wall.

Location H. 1.77, 0.21 from the north edge.

Decoration Covered by C 4.

Layer First layer.

Photo Film 8/32; 12/13, 14.



Plaster Black and white, lots of crystals

Binder

Filler *Compact:*

Porous:

Crystalline:

Stucco

Lime

Filler

Plaster type C 1

Notes

The same as C 1. Extremely small particles.

Febr. 04: the same as C 1.

I 9,13 Casa di Cerere

Sample no. 6.

Room 1, east wall

Location H. 1.92, 0.10 from the SE corner.

Decoration Pilaster: H. 0.95, 0.38 from the NW edge.
West wall: same plaster.
2nd style. (AWH: 2nd. DV: 2nd, phase 1).

Layer Layer with decoration.

Photo Film 2/21.



Plaster Black and warm colours, small grains

Binder Unclean lime, too much lime.

Filler Compact:

Porous:

Crystalline:

Stucco c. 7 mm

Lime

Filler

Plaster type C 2

Notes

Black and white. Mainly small particles between large. Dirty lime. Lumps of white lime. A few red particles. The same as C 2. *Febr. 04*: Similar to no.10, but without very large grains.

Room 1: *Last phase:* plaster type C 2 (group C). East and west walls: The decoration continues over the pilasters and into room 2.

I 9,13 Casa di Cerere

Sample no. 7
Room 7, south wall.
Location H. 0.66, 0.38 from the SW edge, in the opening to room 2.
Decoration 2nd style. (AWH: 2nd).
Layer Layer with decoration. Covering layer plaster type C 2.
Photo Film 12/15.



Plaster Many colours, lots of yellow
Binder Clean lime, slightly beige, porous, a few lumps of white lime.
Filler *Compact*: Black, beige, brown, red, pale yellow, 0.5-1 mm, some larger
Porous: volcanic red, orange, bright yellow, 0.5-1 mm.
Crystalline: some broken black, uncoloured, few olive green and orange
Stucco c. 5 mm
Lime White lime
Filler Large uncoloured and yellowish crystals.

Plaster type C 7 (group E)

Notes

Many colours. Many yellow and some bright yellow. No olive green. Black with red dots. *Febr. 04*: Good proportion between large and small grains. Many brown. *May 05*: Same group as BI7, PS3, F4, A6, TA3, E1.

Room 7: *Earliest phase*: plaster type C 2 (group C). South wall: Covered by C 7.
Last phase: plaster type C 7 (group E). South wall: Decoration on part of the wall.

I 9,13 Casa di Cerere

Sample no. 8

Room 5, north wall.

Location H. 1.46, 0.44 from the NW edge,
in the entrance to room 2.

Decoration 2nd style. (AWH: 2nd. DV: 2nd,
phase 1).

Layer Layer with decoration. Covering
a layer with plaster type C 1.

Photo Film 8/32.



Plaster Black and warm colours, small grains

Binder Unclean lime.

Filler *Compact:*

Porous:

Crystalline:

Stucco c. 5 mm

Lime

Filler

Plaster type C 2

Notes

Febr. 04: The same as C 2. One green crystal.

Room 5: *Earliest phase:* plaster type C 1 (group A). North wall: Covered by plaster type C 2.

Last phase: plaster type C 2 (group C). Decoration on all walls.

I 9,13 Casa di Cerere

Sample no. 9

Room 11, south wall.

Location H. 1.21, 1.55 from the SE corner.

Decoration

Layer Layer with sketches.

Covered by C 10.

Photo Film 2/18.



Plaster Black and white, large grains

Binder Beige lime.

Filler *Compact*: large and small, rounded, black, brown, beige, pale and warm grey, 0.5-1.5 mm.

Porous: few volcanic red, less than 1 mm.

Crystalline: broken black, uncoloured, and grey.

Stucco

Lime

Filler

Plaster type **C 9** (group B)

Notes

Very frail plaster. Unclean. *Febr. 04*: Very similar to C 2, larger grains. This sample was taken from the layer with sketches. It is slightly different from the upper layer with decoration. These plasters are however considered to be of the same kind. There are small blue pigments in both plaster layers. *May 05*: OK

Sample analysed at CNR-ICVBC.

Placed in the same group are: B11, BI3, BI3N, C9, C10: group 1.5.

Correlation: B11, BI3, C9, C10: group B.

Groups 1.5, 1.6, and 1.7 are comprised in the larger group B.

Room 11: *Last phase*: plaster type C 9 (group B). 2nd style decoration on all walls.

I 9,13 Casa di Cerere

Sample no. 10

Room 11, south wall.

Location H. 2.04, 0.84 from the SE corner.

Decoration 2nd style decoration (AWH: 2nd, DV: 2nd, phase 1). Decoration covering most of south and east walls, over NE corner and at the lower level of the north and west walls.

Layer Layer with decoration.

Covering C 9.

Photo Film 2/18.



Plaster Black and white, large grains

Binder Beige lime, porous with cracks.

Filler *Compact*: mainly large, rounded black, brown, beige, pale and warm grey, 0.5-1 mm. Some very large grey.

Porous: few volcanic red.

Crystalline: broken black, uncoloured, and grey.

Stucco c. 5 mm

Lime Cream coloured lime

Filler Large and small yellowish, yellow and orange crystals.

Plaster type C 9

Notes

Very frail plaster. Very few crystals. Sand “dust” in the lime. Black grains with orange dots. Some very large brown and grey grains. Blue dots in the lime.

Sample analysed at CNR-ICVBC.

Placed in the same group are:

BI1, BI3, BI3N, C9, C10: group 1.5.

Correlation:

BI1, BI3, C9, C10: group B.

Groups 1.5, 1.6, and 1.7 are comprised in the larger group B.

I 9,13 Casa di Cerere

Sample no. 11

Room 2, east wall.

Location H. 0.96, 0.77 from the NE corner
between rooms 6/7.

Decoration

Layer Layer with decoration.

Photo Film 8/27, 28.



Plaster Black and warm colours, small grains

Binder

Filler *Compact:*

Porous:

Crystalline:

Stucco

Lime

Filler

Plaster type C 2

Notes

Very frail plaster. Large and small particles. Black crystals. A few red grains. The same as C 2. Dirty lime.

Febr. 04: OK.

Room 2: *Earliest phase:* plaster type C 9 (group B). East wall.

Last phase: plaster type C 2 (group C). On east and west walls, over SW corner: white decoration with yellow and red stripes.

I 9,13 Casa di Cerere

Sample no. 12
Room 2, west wall.
Location H.
Decoration White decoration with yellow and red stripes. On west and south walls, over the SW corner.
Layer Layer with decoration.
Photo Film 12/16.



Plaster Black and white, large grains
Binder Unclean lime.
Filler *Compact:*
Porous:
Crystalline:
Stucco ca. 5 mm
Lime
Filler

Plaster type C 9

Notes

Lack of small particles.
Febr. 04: OK

I 9,13 Casa di Cerere

Sample no. 13

Room 9, east wall.

Location H. 1.46, 0.54 from the SE corner.

North wall, at the west side of door:

H. 0.32, 0.20 from the entrance

Decoration Layer with decoration.

Layer First layer on the wall.

Photo Film 8/26; Film 3/12; 12/17.



Plaster Black and warm colours, small grains

Binder

Filler

Compact:

Porous:

Crystalline:

Stucco ca. 6 mm

Lime

Filler

Plaster type C 2

Notes

Dirty plaster. *Febr. 04*: OK.

Sample analysed at CNR-ICVBC.

Placed in the same group are:

BI5, BI2, BI4, PS4, PS14, C2, C13: group 2.

Correlation:

BI2, BI4, BI5, PS4, PS14, C2, C13: group C.

Room 9:

Earliest phase: plaster type C 2 (group C). East wall, and on the north wall west of entrance to room 12. Covered by plaster type C 14.

Last phase: plaster type C 14 (group F). East, west, and south walls, over SW and NE corners: 3rd style decoration.

I 9,13 Casa di Cerere

Sample no. 14

Room 9, west wall

Location H. 0.72, 0.49 from the NW edge of the entrance to room 11

Decoration 3rd style? (AWH 3rd? DV, 3rd, candelabrum i.e. transition 2nd/3rd).

Decoration on large areas of the west wall, almost completely on east wall, over the NE corner.

On south wall (low wall facing the atrium), over the SE corner.

Layer Layer with decoration

Covering a layer type C 2.

Photo Film 3/12



Plaster Many colours, lots of red

Binder Clean lime with airbags.

Filler *Compact*: Mainly round, black./dark grey, beige, and brown, 0.5-1 mm.

Porous: many volcanic red and bright yellow, less than 0.5 mm.

Crystalline: black, uncoloured, grey and some olive green.

Stucco

Lime White lime

Filler Transparent uncoloured and yellow crystals, 0.5-1.5 mm.

Plaster type **C 14** (group F)

Notes

Some very large orange-yellow. The same plaster at SW corner (sample 15).

Sample analysed at CNR-ICVBC.

Placed in the same group are:

C14: group 3.4.

Correlation:

C14: group F.

I 9,13 Casa di Cerere

Sample no. 15


Room 9, west wall.

Location H. 0.54 at the SW corner.

Decoration

Layer

Photo Film 8/33.



Plaster Many colours, lots of red

Binder Clean lime.

Filler *Compact:*

Porous:

Crystalline:

Stucco

Lime

Filler

Plaster type C 14

Notes

Some volcanic red. Same as 14.

I 9,13 Casa di Cerere

Sample no. 16


Room 9, south wall.

Location H. 0.40, 0.05 from the SW corner.

Decoration 4th style? Decoration on large areas of west wall, east wall almost completely, over NE corner. South wall (low wall facing atrium), over SE corner.

Layer Layer with decoration. Black socle.

Photo Film 8/33.



Plaster Many colours, lots of red

Binder Clean lime

Filler *Compact:*

Porous:

Crystalline:

Stucco

Lime

Filler

Plaster type C 14

Notes

Some volcanic red. Same as 14, 15.

I 9,13 Casa di Cerere

Sample no. 17

Room 10, north wall.

Location H. 1.65, 1.20 from the
NE corner.

Decoration 2nd style. (AWH: 2nd.
DV: 2nd, phase 1).

Layer Layer with decoration.

Photo Film 3/3.



Plaster Black and white, large grains

Binder

Filler *Compact:*
Porous:
Crystalline:

Stucco

Lime

Filler

Plaster type C 9

Notes

Large grains, brown, black, grey.

Febr. 04: Porous lime. Rounded grains. Lack of small particles.

Room 10: *Last phase:* 2nd style decoration: plaster type C 9 (group B).

I 9,13 Casa di Cerere

Sample no. 18
Room 12, south wall, between rooms 9/11.
Location H.
Decoration 3rd style. (AWH: 3rd? DV: 3rd, early/late). On areas of all walls.
Layer Layer with decoration. 3 layers of the same plaster.
Photo Film 3/3.



Plaster Black and white, large grains
Binder
Filler *Compact:*
Porous:
Crystalline:
Stucco ca. 5 mm
Lime
Filler

Plaster type C 9


Notes

Large grains. Small yellow particles. Clean lime.

Room 12: *Earliest phase:* plaster type C 9 (group B). South wall, SW corner: remains of decoration on areas.
Last phase: plaster type C 7 (group E). Northern part: decoration on the low garden wall with decoration.

I 9,13 Casa di Cerere

Sample no. 19
Room 12, north wall, low garden wall.
Location H.
Decoration
Layer Layer with decoration.
Photo Film 3/2.



Plaster Many colours, lots of yellow
Binder slightly yellowish, with airbags. Lots of lime.
Filler *Compact*: black, brown, beige, rounded, ca. 1-1.5 mm.
Porous: volcanic red, small bright yellow.
Crystalline: uncoloured.
Stucco c. 4 mm
Lime yellowish lime
Filler large pale crystals

Plaster type C 7

Notes

Large grains. A few small red particles.

March 04: same kind of filler as C 7, larger grains, lack of small.

Sample analysed at CNR-ICVBC

Placed in the same group are:


BI12, BI7, BI18, PS6, C19, F21b, F6, F4, A6, A13, A16: group 3.1.

Correlation:

BI7, BI12, PS6, C19, F4, F6, F21, A6, A13, A16: group E.
BI18: group D.

I 9,13 Casa di Cerere

Sample no. 20
Room 14, west wall
Location H. 1.70, 0.38 from the north side of the entrance.
Decoration 4th style? (AWH: 4th? DV: 3rd, late).
Layer Layer with decoration. 2 layers of the same plaster.
Photo Film 8/8, 9.



Plaster Many colours, lots of red
Binder
Filler *Compact*: mainly black, beige, brown rounded.
Porous: many v. red and bright yellow.
Crystalline: broken black, uncoloured, grey, olive green and orange.

Stucco

Lime
Filler

Plaster type C 14

Notes

Small grains, many colours. Yellow and olive green crystals. Round black grains, some large beige. Some very large orange-yellow particles. *March 04*: Large and small grains, many colours. C 14 with clean lime.

Room 14: *Last phase*: plaster type C 14 (group F). On all walls, NW and SE corners, north side of the entrance. 3rd or 4th style decoration.