

TEMPLE OF APOLLO

Sample no. 1

Location Cella, interior. West wall.
At the cornice.

Decoration 1st style decoration.

Layer Stucco cornice, first decoration.
Covering layer with larger grains.
Covered by a later decoration.

Photo Film 17, photo 7, 8, 9.



Plaster Black and white, lots of crystals

Binder Much lime, clean, homogenous.

Filler *Compact*: fine grains, rounded, 0.2-0.5 mm. Mainly black, some grey. A few large, c. 2 mm). Top layer with finer grains.
Porous: red-brown, few red.
Crystals: lots of crystals, long black, uncoloured, grey, some olive green, few orange.

Stucco Fine white stucco.

Lime Snow-white lime, homogenous.

Filler Lots of small uncoloured crystals some large.

Plaster type **TA 1** (group A)

Notes

Two layers: The upper layer has extremely fine grains. The filler has lots of crystals, mainly black, some uncoloured, orange and some green. The layer underneath has fine grains between few large. Take new samples and check the wall again!! Are nos. 1-2 part of a plastering technique or are they two periods? New sample: The same as above. Will be considered as two different types of plaster.

Sample analysed at CNR.

Placed in the same group are: TA1, TA1bis: group 1.6.

Correlation: TA1, TA2, B2, TJ3, TJ18: group A.

Groups 1.1, 1.2, 1.3 and 1.4, are part of the larger group A.

TEMPLE OF APOLLO


Sample no. 2

Location Cella, interior. West wall.
At the cornice.

Decoration

Layer Layer below sample no 1.

Photo Film 17, photo 7, 8, 9.



Plaster Black and white, lots of crystals

Binder Clean lime, “grainy”.

Filler *Compact*: mainly small grains, 0.2-0.5 mm, between medium sized, 0.5-1mm. Some large, mainly black, some grey and brown. 2 very large grey.
Porous: few red.

Crystals: lots of black crystals, uncoloured, grey, few olive green and yellow.

Stucco

Lime

Filler

Plaster type **TA 2** **Group A**

Notes

This plaster sample has slightly larger grains than no. 1. It has a different kind of lime. It has almost exclusively black particles. It is of the same kind as the lower layer on sample no. 1. On top is the painting preparation, i.e. the stucco. Plaster samples TA1 and TA2 are considered as two types even though they may be part of a plastering technique.

Sample analysed at CNR-ICVBC.

Placed in the same group are: TJ18, TJ3, B2, TA2, group 1.7.

Correlation: TJ18, TJ3, B2, TA1, TA2, group A.

Groups 1.1, 1.2, 1.3 and 1.4, are part of the larger group A.

TEMPLE OF APOLLO

Sample no. 3

Location Cella, interior. West wall.
At the panel.

Decoration Last decoration in the cella.
Layer Upper layer, covering earlier
decoration. Covering no. 4.

Photo Film 17, photo 4, 5, 10.



Plaster Many colours, lots of yellow

Binder Clean lime, homogenous, some small airbags.

Filler *Compact*: small grains, c. 1mm, between a few large. Mainly black,
brown, beige rounded.

Porous: some small red and bright yellow.

Crystals: many broken black, uncoloured, some grey, olive green and
yellow.

Stucco

Lime

Filler

Plaster type **TA 3** (group E)

Notes

Powder sample.

This sample was taken from a layer covering the earlier decoration.

Sample analysed at CNR-ICVBC.

TEMPLE OF APOLLO

Sample no. 4

Location Cella, interior. West wall.
At the panel.

Decoration

Layer First layer. Preparation for
no. 3.

Photo Film 17, photo 4, 5, 10.



Plaster Many colours, lots of yellow

Binder

Filler

Compact:

Porous:

Crystals:

Stucco

Lime

Filler

Plaster type TA 3

Notes

Same as no. 3.

TEMPLE OF APOLLO

Sample no. 5

Location Cella, exterior. East side. At the floor level.
Below the second panel from NE.
Plaster layer in the cavity.

Decoration Decoration contemporaneous with the *cocciopesto* floor.

Layer Decoration covered by a later decoration.
(Sample no. 6).

Photo Film 16, photo 33.



Plaster Black and white, lots of crystals

Binder Very little lime

Filler *Compact*: lots of black, mainly small between medium sized, some grey.
No very large grains.
Porous: very few small red.
Crystals: long black, uncoloured, grey, olive green, yellow.

Stucco

Lime

Filler

Plaster type TA 2

Notes

Really black and white plaster with lots of crystals. Few green crystals. One or two red-brown grains. This plaster has no very large grains.

The decoration is contemporaneous with the *cocciopesto* floor. Remains of a mosaic floor butts against this layer.

Same as no. 2, almost exclusively black particles.

TEMPLE OF APOLLO

Sample no. 6

Location Cella, exterior. At the floor level.

Decoration Last decoration.

Layer Upper layer. Decoration covering the original 1st style decoration.

Photo Film 16, photo 33.



Plaster Sandy plaster, yellow grains

Binder Very much lime, not homogenous, “grainy” with lime lumps.

Filler *Compact:* mainly black, some beige and pale yellow. Large, c. 1-1.5 mm, and very small c. 0.2-0.5 mm.

Porous: some small red

Crystals: uncoloured and grey. Some very large uncoloured crystals.

Stucco

Lime Clean lime, slightly yellowish.

Filler Large and small uncoloured, greyish and yellowish crystals.

Plaster type **TA 6 (group H)**

Notes

This plaster is similar to no. 3, but has characteristics of reused plasters. It looks sandy, has a lot of lime lumps, and a grainy lime. My conclusion is that samples 6, 8, 13 and 19 belong to the same period, representing the last decoration phase. Reused plaster.

TEMPLE OF APOLLO

Sample no. 7

Location Cella, northern side, exterior.
At the remaining border of
the old decoration. Sample taken
above the second
vertical border from the NW.

Decoration Early decoration.

Layer Stucco decoration, upper
level of the wall.

Photo Film 16, photo 25, film 18,
photo no. 16.



Plaster Black and white, lots of crystals

Binder “grainy” lime.

Filler *Compact*: small between medium sized, mainly rounded, black brown,
grey. No very large.

Porous: few red.

Crystals: black, uncoloured, grey, some olive and orange.

Stucco

Lime Clean lime.

Filler Small, medium sized and large crystals, uncoloured and some yellowish.

Plaster type TA 1

Notes

At the top level there are remains of a 1st style stucco decoration with a smooth white surface. This sample is from the early phase. The plaster is of the same kind as sample no 1.

The decoration, is repeated at the lower part of the wall where it is less refined and has a rough surface. These different decoration phases are clearly visible at the NW corner, where an area of the first phase is covered by a claylike plaster into which brick and stone have been inserted. On top is the last decoration, plaster and stucco.

TEMPLE OF APOLLO


Sample no. 8

Location Cella, north side, exterior.
Decoration at the middle level (new?)
At the 3rd vertical border from NW.

Decoration Last decoration.

Layer Layer with stucco. Covering no. 6/7.

Photo Film 16, photo 27.



Plaster Sandy plaster, yellow grains

Binder "Grainy" lime with some lumps.

Filler *Compact*: medium sized grains between large, black, brown and yellow.
Lots of yellowish grains, some large (travertine?)

Porous: some small red, few bright yellow

Crystals: uncoloured, grey, few olive green. Some large uncoloured crystals.

Stucco Cracks in the stucco

Lime "Grainy" lime.

Filler Large and medium sized crystals, uncoloured and yellowish.

Plaster type TA 6

Notes

Same kind of plaster as no. 6. One bright blue grain (pigment).

TEMPLE OF APOLLO

Sample no. 9

Location Second tufa column from SW.

Decoration

Layer First layer on the stone.

Preparation for no. 10.

Photo Digital, 2004.



Plaster preparation

Binder

Filler

Compact: small black between lots of large brown, grey, red-brown.

Many black with red dots. Some very large.

Porous: many red and yellow.

Crystals: white, green, yellow.

Stucco

Lime

Filler

Plaster type

Notes

This is the first layer applied on the column. The lime is unclean and the filler consists of small grains between large.

TEMPLE OF APOLLO

Sample no. 10

Location Second tufa column from SW.

Decoration Stucco decoration.

Layer Upper layer.

Photo Digital, 2004.



Plaster Black and white, lots of crystals

Binder

Filler *Compact:* small grains between large, some very large.

Porous:

Crystals:

Stucco

Lime

Filler Very large crystals, uncoloured, greyish and yellowish.

Plaster type TA 2

Notes

The decoration was made in three layers – preparation, plaster and stucco. This sample consists of the upper layer and stucco. The filler contains almost exclusively black particles.

TEMPLE OF APOLLO

Sample no. 11

Location Second tufa column seen from the SW.

Decoration Last phase, repair?

Layer Layer covering 1st style decoration.

Photo Film 18, photo 6.



Plaster Sandy brown plaster

Binder Unclean lime, not homogenous, with lumps of lime.

Filler *Compact*: mainly black, c.0.5-1 mm, some beige and pale yellow.

Porous: many red.

Crystals: black, uncoloured and yellow.

Stucco

Lime

Filler

Plaster type **TA 11 (group G)**

Notes

Repair.

TEMPLE OF APOLLO

Sample no. 12

Location Second tufa column from the SW.
At the lower part of the column.

Decoration Last decoration.

Layer Upper layer with stucco.

Photo Film 18, photo 6.



Plaster Many colours, lots of yellow

Binder White lime, some airbags.

Filler *Compact*: mainly rounded, lots of black, brown, some beige, c. 1 mm.
Some large beige “beans”.

Porous: some red and “wine-red” – caput mortuum grains. Some bright yellow and orange.

Crystals: white, uncoloured, grey, yellowish. Some black.

Stucco

Lime White lime.

Filler Large crystals, uncoloured, grey, yellowish. Some black grains.

Plaster type TA 3

Notes

Thin layer, white lime. Lots of black.

Sample analysed at CNR.

Placed in the same group are: TA12, TA12N, TV2: group 3.1.

Correlation: TA12, TV2, TJ10, E4: group E.

Groups 3.1, 3.2, 3.3 and 3.4 are part of the wider group E.

Sample TA12N was an additional sample for crosschecking at the ICVBC.

TEMPLE OF APOLLO

Sample no. 13

Location Cella, exterior. North wall,
west of the entrance.

Decoration Last decoration.

Layer

Photo Film 18,



Plaster Sandy plaster, yellow grains

Binder

Filler

Compact:

Porous:

Crystals:

Stucco

Lime

Filler

Plaster type TA 6

Notes

Large uncoloured crystals in the filler.

Same as no 6.

TEMPLE OF APOLLO

Sample no. 14

Location Cella, exterior. Eastern side.

Decoration

Layer Preparation.

Photo Film 20, photos 5, 6.



Plaster Many colours, lots of yellow

Binder Much lime, lumps of lime.

Filler *Compact:* small grains, many yellow.

Porous:

Crystals: lots of crystals.

Stucco

Lime

Filler

Plaster type TA 3

Notes

This layer is the settingbed for large terracotta pieces on the eastern side of the cella. It covers the first decoration phase. The settingbed at the northern and western sides of the cella is a claylike plaster. In either case it is covered by the last decoration.

TEMPLE OF APOLLO

Sample no. 15

Location Cella, exterior. West side. At the top level.

Decoration

Layer Stucco decoration.

Photo Film 21, photo 3.



Plaster Many colours, lots of yellow

Binder

Filler *Compact:*

Porous:

Crystals:

Stucco

Lime

Filler

Plaster type TA 3

Notes

Early decoration.

TEMPLE OF APOLLO

Sample no. 16

Location Podium. Northern side.

Decoration

Layer Layer covered by no. 17.

Photo Film 23, photo 1, 2, 3.



Plaster Sandy brown plaster

Binder

Filler

Compact:

Porous:

Crystals:

Stucco

Lime


Filler

Plaster type TA 11

Notes

TEMPLE OF APOLLO

Sample no. 17
Location Podium, northern side.
Decoration
Layer Upper layer.
Photo Film 23, photo 1, 2, 3.



Plaster Sandy brown plaster
Binder
Filler *Compact:*
Porous:
Crystals:
Stucco
Lime
Filler

Plaster type TA 11

Notes
Same as no. 16.

TEMPLE OF APOLLO

Sample no. 18

Location Podium, northern side.

Decoration

Layer Fragment in the wall.

Photo Film 23, photo 3.



Plaster Black and white, lots of crystals

Binder

Filler

Compact:

Porous:

Crystals:

Stucco

Lime

Filler

Plaster type TA 2

Notes

Dirty sample.

One of many fragments of reused plasterwork inserted into the wall.

TEMPLE OF APOLLO

Sample no. 19

Location North precinct wall.
At the NW corner.

Decoration Last decoration.

Layer 2 layers, one phase.

Photo Film 23, photo 4.



Plaster Sandy plaster, yellow grains

Binder

Filler

Compact:

Porous:

Crystals:

Stucco

Lime

Filler

Plaster type TA 6

Notes

Many brown and yellow.

TEMPLE OF APOLLO

Sample no. 20

Location Podium, west wall.

Decoration

Layer Fragment in the wall.

Photo Film 23, photo 6, 7, 8.



Plaster Black and white, lots of crystals

Binder

Filler *Compact:*

Porous:

Crystals:

Stucco

Lime

Filler

Plaster type TA 1

Notes

One of many similar fragments in the podium structure. Rows of round white stones in lime.

TEMPLE OF APOLLO

Sample no. 21

Location Podium, west wall.

Decoration

Layer

Photo Film 23, photo , 6, 7,8.



Plaster Sandy brown plaster

Binder

Filler

Compact:

Porous:

Crystals:

Stucco

Lime


Filler

Plaster type TA 11

Notes

TEMPLE OF APOLLO

Sample no. 22
Location Podium, west wall.
Decoration Stucco decoration.
Layer Layer covering no. 21.
Photo Film 23, photo 6, 7, 8.



Plaster Sandy brown plaster

Binder

Filler Compact:

Porous:

Crystals:

Stucco

Lime

Filler

Plaster type TA 11

Notes

TEMPLE OF APOLLO

Sample no. 23
Location Podium, column.
Decoration Stucco decoration.
Layer Only stucco.
Photo Film 23, photo 9.



Plaster only stucco

Binder

Filler

Compact:

Porous:

Crystals:

Stucco

Lime

Filler

Plaster type

Notes

TEMPLE OF APOLLO

Sample no. 24

Location Column, at the north precinct wall. Sample taken at the base.

Decoration Stucco decoration.

Layer

Photo Film 23, photo 10.



Plaster Many colours, lots of yellow

Binder

Filler

Compact:

Porous:

Crystals:

Stucco

Lime

Filler

Plaster type TA 3

Notes

Same as no. 12. Many colours, lots of yellow grains.